



Work package	WP5 – Transnational Training Provisions of the Painting-SkillsAcademy		
Result	R5.7 - PaintingSkills e-Guide System R5.8 - Skillsbank and YOMTOOL implementation		
Date of delivery	Contractual (project application)		Actual (work plan)
Type of deliverable	Qualification matrix / portfolio		
Dissemination level	PU – Public		x
	PP - Restricted to other E+ Programme participants (including EACEA, Commission services and project reviewers)		
	CO - Confidential, only for members of the consortium (including EACEA, Commission services and project reviewers)		
Responsible partner	NTIM		
Author	Erikssøn Leif Erik		
Contributors	Rolf Kristiansen, Pietro Olson-Binelli		
Quality Reviewer			
Summary	E-Guide		
Project Coordinator	SBG		

Document History

Content or partial result	Version	Contributors	Contribution	Date
R5.7 and R5.8	1	Rolf Kristiansen, Pietro Olson-Binelli	Draft	15.09.2023
	2	All partners	Feedback	23.09.2023
	3	Erikssøn Leif Erik	Final version	30.04.2023

WP5 – Transnational Training Provisions of the PaintingSkillsAcademy

R5.7 – PaintingSkills e-Guide System

R5.8 – Skillsbank and YOMTOOL implementation

What is Skillsbank?

Skillsbank is an ECVET oriented tool kit targeting career guidance, recognition of prior learning and individual training support.

Core components and functions

- Learning outcomes in structured matrices
- Qualification definitions
- Occupational profiles
- Career guidance
- Individual profile building (CV)
- Recognition of prior learning
- Video repository
- Web based multilingual service, compatible with ECVET, EQF and ESCO.

Core functionality

- Registration of a Qualification (QA) & formalised and non-formalised Learning Outcomes (LO) in a structured way
- Registration of assessment criteria
- Registration of available courses & training
- Match (link) QA and LO with courses & training.
- Make it possible for individuals and guidance personnel to identify gaps in their background for a specific QA in a country and register personal education and training information.

Roles and access

Competent Institution (administrator)

Register LO 's, Qualifications, and assessment data in the database.

Employeer/Institution/Organisation:

Register courses/training, has overview of qualifications and other resources.

Course providers

Import/register course details into the database, overview of the qualifications registered.

Individual /End user

Overview of available courses/training.

Access to the qualification and the assessment module



Guidance officer (mentors)

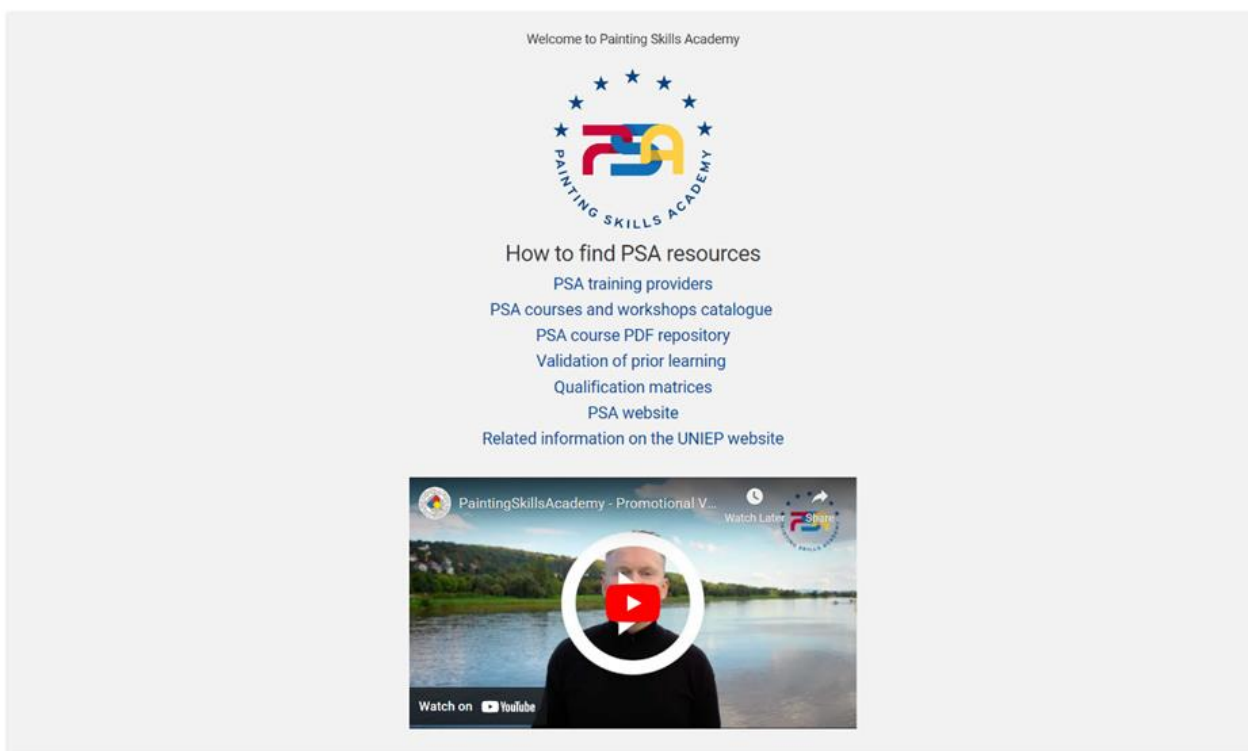
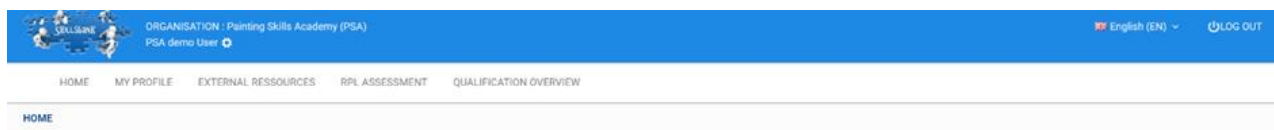
Overview of available courses/training and when requested personal information.
Access to qualifications and other resources.

Assessor:

Access to the assessment module and when requested individuals.

<https://skillsbank.eu/>

User: psa-demo@sbgdd.de pw: psa-user&2023



Overview of PSA resources

- PSA training providers
Link to the map of training providers
- PSA Courses and workshop catalogue
Link to the courses and workshops
- PSA courses PDF repository
Link to the Skillsbank PDF library of PSA courses and workshops
- Validation of prior learning
Link to the Validation of Prior learning manual
- Qualification matrices
Link to the PSA qualification matrices
- PSA website
- UNIEP website





Skillsbank Home Page for end users (not all options available for PSA)

My profile is for registration of CV information as education, work experiences and document & video upload.
External resources: overview of courses in Canvas (MOOC) integrated in Skillsbank, videos or documents uploaded by the competent body and search for open education resources.
RPL assessment, self assessment questions linked to the qualification matrices.
Qualification overview, overview and detailed descriptions of the qualification’s matrices.

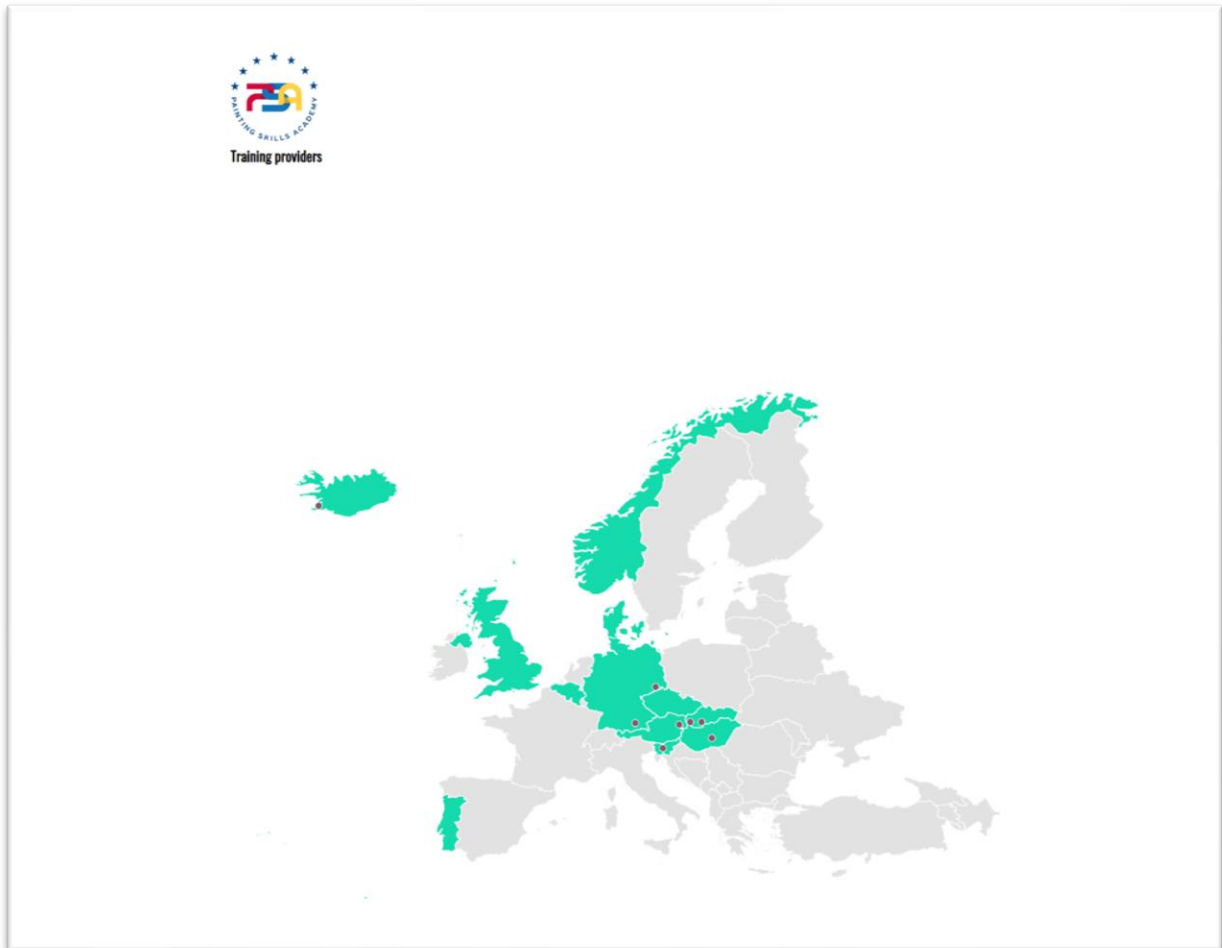


The European Commission support for the production of this publication does not constitute an endorsement of the contents which reflects the views only of the authors, and the Commission cannot be held responsible for any use which may be made of the information contained therein.



PSA training providers

Hover the map to see the PSA course providers.





PSA courses & workshops overview

Welcome to the Painting Skills Academy Course & Workshop Overview, search or explore the overview of courses below

To search select country, EQF level and the language of the course/workshop description.
Please note you cannot search several EQF level or countries at the same.
You can also search for specific keywords in the search field.

Search ...

Categories

PSA

Country

Austria Czech Republic Germany Hungary Iceland Slovenia

EQF Level

EQF Level 2 EQF Level 3 EQF Level 4 EQF Level 5 EQF Level 6

Language

Language - English Language - German

Skillstools news

Submit

23. JUNE 2023
Job-based Intensive-Workshop Health protection, occupational safety - TESTING LADDERS AND STEPS

23. JUNE 2023
Job-based Intensive-Workshop Health protection, occupational safety - RISK ASSESSMENT

23. JUNE 2023
Job-based Intensive-Workshop Management of receivables

23. JUNE 2023
Job-based Intensive-Workshop Legal forms, articles of association and classification of the legal system



PSA course PDF repository

Type in your key word and click search.

DATE CREATED	DOCUMENTS	DESCRIPTION	ACTIONS
23/06/2023	ATPSAWPSL6 U8-2 Object design - Digital technology.pdf	ATPSAWPSL6 U8-2 Object design - Digital technology	
23/06/2023	ATPSAWPS U9-6 Historical painting techniques limitation of timber.pdf	ATPSAWPS U9-6 Historical painting techniques limitation of timber introduction Part 1	
23/06/2023	ATPSAWPSL6 U8-2 Objektgestaltung - Digitaltechniken.pdf	ATPSAWPSL6 U8-2 Objektgestaltung - Digitaltechniken.pdf	
23/06/2023	ATPSAWPSL6 U9-3 Malerei und Gestaltung - Illusionsmalerei 1.pdf	ATPSAWPSL6 U9-3 Malerei und Gestaltung - Illusionsmalerei 1.pdf	
23/06/2023	ATPSAWPSL6 U9-3 Malerei und Gestaltung - Illusionsmalerei 2.pdf	ATPSAWPSL6 U9-3 Malerei und Gestaltung - Illusionsmalerei 2.pdf	
23/06/2023	ATPSAWPSL6 U9-3 Malerei und Gestaltung - Kleistertechniken 1.pdf	ATPSAWPSL6 U9-3 Malerei und Gestaltung - Kleistertechniken 1.pdf	
23/06/2023	ATPSAWPSL6 U9-3 Malerei und Gestaltung - Schrift 1.pdf	ATPSAWPSL6 U9-3 Malerei und Gestaltung - Schrift 1.pdf	
23/06/2023	ATPSAWPSL6 U9-3 Malerei und Gestaltung - Schrift 2.pdf	ATPSAWPSL6 U9-3 Malerei und Gestaltung - Schrift 2.pdf	
23/06/2023	ATPSAWPSL6 U9-3 Malerei und Gestaltung - Spritztechnik 1.pdf	ATPSAWPSL6 U9-3 Malerei und Gestaltung - Spritztechnik 1.pdf	
23/06/2023	ATPSAWPSL6 U9-3 Malerei und Gestaltung - Vergoldung 1.pdf	ATPSAWPSL6 U9-3 Malerei und Gestaltung - Vergoldung 1.pdf	
23/06/2023	ATPSAWPSL6 U9-3 Painting and decorating - Calligraphy 1.pdf	ATPSAWPSL6 U9-3 Painting and decorating - Calligraphy 1.pdf	
23/06/2023	ATPSAWPSL6 U9-3 Painting and decorating - Calligraphy 2.pdf	ATPSAWPSL6 U9-3 Painting and decorating - Calligraphy 2.pdf	
23/06/2023	ATPSAWPSL6 U9-3 Painting and decorating - Gilding 1.pdf	ATPSAWPSL6 U9-3 Painting and decorating - Gilding 1.pdf	
23/06/2023	ATPSAWPSL6 U9-3 Painting and decorating - Illusion painting 1.pdf	ATPSAWPSL6 U9-3 Painting and decorating - Illusion painting 1.pdf	
23/06/2023	ATPSAWPSL6 U9-3 Painting and decorating - Illusion painting 2.pdf	ATPSAWPSL6 U9-3 Painting and decorating - Illusion painting 2.pdf	
23/06/2023	ATPSAWPSL6 U9-3 Painting and decorating - Pasting techniques 1.pdf	ATPSAWPSL6 U9-3 Painting and decorating - Pasting techniques 1.pdf	
23/06/2023	ATPSAWPSL6 U9-3 Painting and decorating - Pasting techniques 11.pdf	ATPSAWPSL6 U9-3 Painting and decorating - Pasting techniques 11.pdf	
23/06/2023	ATPSAWPSL6 U9-3 Painting and decorating - Pasting techniques 11.pdf	ATPSAWPSL6 U9-3 Painting and decorating - Pasting techniques 11.pdf	
23/06/2023	ATPSAWPSL6 U9-6 Historical painting techniques 1.pdf	ATPSAWPSL6 U9-6 Historical painting techniques 1.pdf	
23/06/2023	ATPSAWPSL6 U9-6 Historical painting techniques 2.pdf	ATPSAWPSL6 U9-6 Historical painting techniques 2.pdf	



The European Commission support for the production of this publication does not constitute an endorsement of the contents which reflects the views only of the authors, and the Commission cannot be held responsible for any use which may be made of the information contained therein.





Qualification matrices

Select one of the PSA qualifications (EQF level 1 to 6) and click search, click the pencil to see the different qualification units. The ESCO occupation is linked to the qualification, click the link for more information at the ESCO homepage.

Competent Body ORGANISATION : Painting Skills Academy (PSA) Sven Ebert
 English (EN) LOG OUT

HOME QUALIFICATIONS LEARNING OUTCOMES UNIT BUILDING MY ORGANISATIONS RPL ASSESSORS RPL ASSESSMENT CRITERIA VIDEO DOCUMENTS

QUALIFICATION OVERVIEW

QUALIFICATION OVERVIEW

SELECT QUALIFICATIONS : PSA Foreman in the painting trade (sec... ONLY LIST QUALIFICATIONS REGISTERED BY YOUR COMPETENT BODY SEARCH

SELECT QUALIFICATIONS

- PSA Foreman in the painting trade (sector)
- PSA Basic qualification I in the painting
- PSA Basic qualification 2 in the painting
- PSA Technical assistant in the painting

TITLE					
PSA Foreman UNIT 1 Business administration (commercial management) and marketing					
CODE	PSA Foreman UNIT 1				
QUALIFICATION TITLE	PSA Foreman in the painting trade (sector)				
UNIT TITLE	PSA Foreman UNIT 1 Business administration (commercial management) and marketing				
ESCO OCCUPATIONS:	7316.1.4 - wood painter				
POINTS CREDITS	ECVET POINTS	ECTS CREDITS	EQF LEVEL	REVISION DATE	RE
			5	25/11/2022	1
LEARNING OUTCOMES	DESCRIPTION				
	COMPETENCE (RESPONSIBILITY & AUTONOMY)		KNOWLEDGE		
PSA Foreman UNIT 1 – Business administration (commercial management) and marketing					
The learning outcomes relevant for level 5 are (source: https://europa.eu/europass/de/de/levels/):					
		<p>He / she masters the basic rules of contract negotiation and contract conclusion.</p> <p>He / she knows</p> <ul style="list-style-type: none"> • the importance of written documentation (e.g. contract, checklists, protocols) and uses them. • types of calculation (preliminary, interim, post and back calculations). • the customer's claims for defects. • the methods for determining personnel, material and equipment requirements and plans their use. <p>He / she knows</p> <ul style="list-style-type: none"> • the basics of business administration (cost 	<p>He / she can</p> <ul style="list-style-type: none"> • depending on order processing create calculations (preliminary, interim, post and back calculations). • determine and justify lower price limits. • assess and justify the various types of contracts and awards. • describe defects and know the customer's claims for defects. • check the order backlog and derives decisions. • determine personnel, material and equipment requirements and plan the 		



To see the qualification in German, select in the language menu.

The screenshot shows the website interface. At the top left, there is a language menu with options: English (EN), Български (BG), Deutsch (DE), Español (ES), Français (FR), Italiano (IT), and Norsk (NO). The 'Deutsch (DE)' option is highlighted. Below the language menu is a search bar with a 'SEARCH' button. The main navigation bar includes 'HOME', 'MEIN PROFIL', 'EXTERNE RESSOURCEN', 'BEWERTUNGS- ELEMENTE', and 'ÜBERBLICK QUALIFIKATIONEN'. The 'ÜBERBLICK QUALIFIKATIONEN' section is active. Below this, there is a search bar with a magnifying glass icon and a dropdown menu for 'QUALIFIKATIONEN AUSWÄHLEN'. The dropdown menu is open, showing options: 'PSA Vorarbeiter in im Maler-und Lackierhandwerk (Baustellenleitung)', 'PSA Grundqualifikation im Malerhandwerk 1 (Berufsfeld FARBE)', and 'PSA Grundlegende Kompetenzen im Malerhandwerk 2 (Vorbereitung)'. To the right of the search bar, there is a checkbox labeled 'NUR VON IHRER ZUSTÄNDIGEN STELLE REGISTRIERTE QUALIFIKATIONEN AUFLISTEN' and a 'SUCHEN' button. Below the search bar is a table with the following columns: 'TITEL' and 'AKTIONEN'. The table contains four rows of qualifications:

TITEL	AKTIONEN
PSA Vorarbeiter UNIT 1 Betriebswirtschaftliche Führung	
PSA Vorarbeiter UNIT 2 Betriebsorganisation	
PSA Vorarbeiter UNIT 3 Berufs-und Arbeitspädagogik	
PSA Vorarbeiter UNIT 4 Technik	